


Botanical gardens are living museums with collections of the great variety of plants that highlight the biological richness of a country and the world. They raise our awareness of the importance of the interaction of plants with ourselves, and their conservation.

El Arte de la Naturaleza, essay by Milka Miranda, assistant of the Curator of Herbario de la UPR.

4. Observe the Botanical Sculpture garden

Observe the elements of the garden: plants, trees, sculptures, pond.

Use this space to create your botanical sculptural garden, don't forget to include your family and friends.



Field Notebook for observers of the Botanical Sculpture Garden

1. Observe as scientists

Did you know the botanical scientist is the one who studies all kinds of plants that are part of nature?



The first Puerto Rican botanical scientist was Dr. Agustín Stahl, who recorded in a notebook the characteristics of the plants he studied and created a drawing of each of them.



Ceiba (ceiba pentandra)
Acuarela por Dr. Stahl (1883-88)

botany.si.edu/Antilles/PRFlora/Stahl,
Smithsonian National Museum of Natural History

Be like Agustín Stahl, using a magnifying lens, choose a plant or flower in the garden and create a detailed drawing of what you observe.








2. Observe the trees




In the plant kingdom there is a wide variety of trees. Explore the botanical sculpture garden and discover the different trees mentioned in the table.

How trees are beneficial to humans, plants and animals?

-  Provide food
-  Protect against the sun's rays
-  Purify the air

What other benefits do you think the trees give us?

Draw the different parts of each tree in the boxes, then compare them.
What are the similarities and differences?

Differences between trees	 <p>If you are facing the pond search for them to your left.</p> <p>“Flamboyán”</p>	 <p>If you are facing the pond search for them to your right.</p> <p>Almond tree</p>	 <p>If you are facing the pond search for them to your left.</p> <p>Oak tree</p>
Leaves			
Bark			
Flowers			
Trunk			



3. Observe as an artist

Sometimes artists are inspired by nature to create their works of art. Search for *Flamboyán*, a sculpture by artist Pablo Rubio. Observe the forms and colors, compare them with the *flamboyanes* in the garden.

Choose one of the trees or plants of the garden and design a sculpture, you can use geometric shapes as Pablo Rubio did.